



District Report Card: 2017


State: Odisha	District: Bolangir
Class: 8	Subject: Science
Schools: 33	Students: 517


Participation/Coverage


Students

<div>GENDER</div> <div></div>	Boys				Girls			
	Number		%		Number		%	
	273		52.80		244		47.20	

<div>AREA</div> <div></div>	Rural				Urban			
	Number		%		Number		%	
	517		100.00		0		0.00	

<div>CATEGORY</div> <div></div>	SC		ST		OBC		GEN	
	Number	%	Number	%	Number	%	Number	%
	105	20.31	117	22.63	278	53.77	17	3.29

<div>CWSN</div> <div></div>	LD	VI	HI	S&LD	ID	Oth
	2	3	1	0	0	1

<div>Management</div> <div></div>	Government				Government-aided			
	Number		%		Number		%	
	517		100.00		0		0.00	

Average Performance of Students in Science (%)

Overall	Gender		Area		Management		Social Group			
	Male	Female	Rural	Urban	Govt.	Aided	SC	ST	OBC	GEN
47.60	48.50	46.58	47.60	0.00	47.60	0.00	45.33	46.15	49.45	41.18

Performance on Learning Outcomes (LOs)

Learning Outcomes	Description	Average Performance(%)
SCI703	Classifies materials and organisms based on properties/characteristics	52.67
SCI704	Conducts simple investigation to seek answers to queries	34.57
SCI705	Relates processes and phenomenon with causes	41.71
SCI708	Measures and calculates e.g., temperature; pulse rate; speed of moving objects; time period of a simple pendulum, etc.	56.67
SCI710	Plots and interprets graphs	33.20
SCI711	Constructs models using materials from surroundings and explains their working	40.40
SCI801	Differentiates materials, organism and processes	56.24
SCI804	Relates processes and phenomenon with causes	51.60
SCI805	Explains processes and phenomenon	49.49
SCI807	Measures angles of incidence and reflection, etc.	43.13
SCI811	Applies learning of scientific concepts in day-to-day life	44.39
SCI813	Makes efforts to protect environment	60.93

Range of Performance of Students who Answered Correctly							
Below 30%		30% - 50%		50% - 75%		Above 75%	
Number	%	Number	%	Number	%	Number	%
127	24.56	160	30.95	159	30.75	71	13.73

Lowest Performing Learning Outcomes (LOs)

- 1 - Plots and interprets graphs (33.20)
- 2 - Conducts simple investigation to seek answers to queries (34.57)
- 3 - Constructs models using materials from surroundings and explains their working (40.40)
- 4 - Relates processes and phenomenon with causes (41.71)
- 5 - Measures angles of incidence and reflection, etc. (43.13)